

Coaxial

# Power Splitter/Combiner

4 Way-0° 50Ω 800 to 2000 MHz

ZB4PD1-2000+



## Maximum Ratings

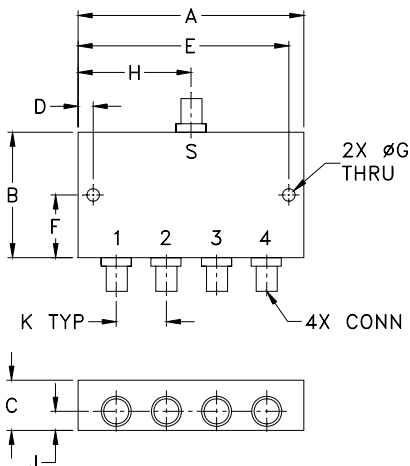
Operating Temperature	-55°C to 100°C
Storage Temperature	-55°C to 100°C
Power Input (as a splitter)	10W max.
Internal Dissipation	0.375W max.

Permanent damage may occur if any of these limits are exceeded.

## Coaxial Connections

SUM PORT	S
PORT 1	1
PORT 2	2
PORT 3	3
PORT 4	4

## Outline Drawing



## Outline Dimensions (inch/mm)

A	B	C	D	E	F	
3.50	2.13	.88	.150	3.350	1.06	
88.90	54.10	22.35	3.81	85.09	26.92	
G	H	J	K			wt
.125	1.75	.44	.89			grams
3.18	44.45	11.18	22.61			260

## Features

- wideband, 800 to 2000 MHz
- good isolation, 25 dB typ.
- excellent output VSWR, 1.1:1 typ.
- up to 10W power input as splitters

## Applications

- cellular
- satellite distribution
- GPS

SMA version shown  
CASE STYLE: UU188

Connectors	Model	Price	Qty.
BNC	ZB4PD1-2000+	\$94.95	(1-9)
SMA	ZB4PD1-2000-S+	\$94.95	(1-9)
N-TYPE	ZB4PD1-2000-N+	\$94.95	(1-9)

+ RoHS compliant in accordance with EU Directive (2002/95/EC)

The +Suffix identifies RoHS Compliance. See our web site for RoHS Compliance methodologies and qualifications.

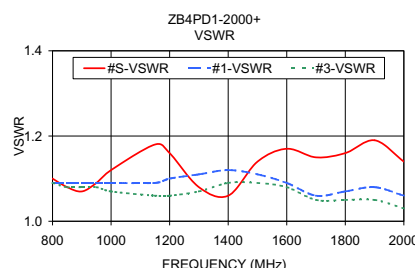
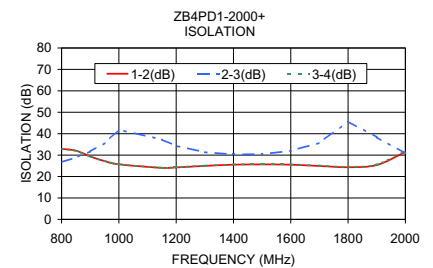
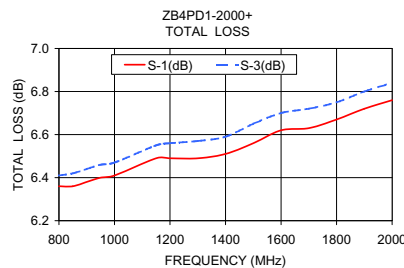
## Electrical Specifications

FREQ. RANGE (MHz)	ISOLATION (dB)		INSERTION LOSS (dB) ABOVE 6.0 dB		AMPLITUDE UNBALANCE (dB)	PHASE UNBALANCE (deg.)	VSWR (:1)					
	Typ.	Min.	Typ.	Max.			S		OUT			
$f_L$ - $f_U$					Max.	Max.	Typ.	Max.	Typ.	Max.	Typ.	Max.
800-2000	25	18	0.6	1.2	0.3	5	1.20	1.60	1.15	1.55		

## Typical Performance Data

Freq. (MHz)	Total Loss <sup>1</sup> (dB)				Amp. Unbal. (dB)	Isolation (dB)			Phase Unbal. (deg.)	VSWR S	VSWR 1	VSWR 2	VSWR 3	VSWR 4
	S-1	S-2	S-3	S-4		1-2	2-3	3-4						
800.00	6.36	6.41	6.41	6.38	0.06	32.90	26.70	32.77	0.48	1.10	1.09	1.09	1.09	1.09
850.00	6.36	6.42	6.42	6.39	0.06	32.05	28.92	32.02	0.58	1.08	1.09	1.08	1.08	1.08
900.00	6.38	6.43	6.44	6.40	0.06	29.39	31.73	29.33	0.59	1.07	1.09	1.08	1.08	1.08
950.00	6.40	6.45	6.46	6.42	0.06	27.19	35.63	27.21	0.62	1.09	1.09	1.07	1.08	1.08
1000.00	6.41	6.48	6.47	6.43	0.07	25.70	41.89	25.69	0.68	1.12	1.09	1.06	1.07	1.07
1150.00	6.49	6.55	6.55	6.50	0.07	24.04	37.23	24.15	0.73	1.18	1.09	1.05	1.06	1.06
1200.00	6.49	6.57	6.56	6.50	0.08	24.24	34.33	24.33	0.72	1.16	1.10	1.06	1.06	1.06
1300.00	6.49	6.57	6.57	6.50	0.08	24.95	31.35	25.08	0.77	1.08	1.11	1.07	1.07	1.08
1400.00	6.51	6.60	6.59	6.51	0.09	25.51	30.29	25.61	0.75	1.06	1.12	1.08	1.09	1.10
1500.00	6.56	6.65	6.65	6.56	0.09	25.67	30.43	25.74	0.83	1.14	1.11	1.09	1.09	1.11
1600.00	6.62	6.70	6.70	6.61	0.10	25.54	32.04	25.62	0.87	1.17	1.09	1.07	1.08	1.10
1700.00	6.63	6.72	6.72	6.62	0.10	24.93	35.72	25.07	0.95	1.15	1.06	1.04	1.05	1.07
1800.00	6.67	6.76	6.75	6.64	0.12	24.33	45.72	24.51	0.89	1.16	1.07	1.04	1.05	1.06
1900.00	6.72	6.81	6.80	6.68	0.13	25.35	38.36	25.59	0.91	1.19	1.08	1.05	1.05	1.06
2000.00	6.76	6.85	6.84	6.72	0.13	31.41	30.77	31.99	0.90	1.14	1.06	1.02	1.03	1.03

1. Total Loss = Insertion Loss + 6dB splitter loss.



## electrical schematic



**Mini-Circuits®**  
ISO 9001 ISO 14001 AS 9100 CERTIFIED  
IF/RF MICROWAVE COMPONENTS

For detailed performance specs & shopping online see web site

P.O. Box 350166, Brooklyn, New York 11235-0003 (718) 934-4500 Fax (718) 332-4661 The Design Engineers Search Engine Provides ACTUAL Data Instantly at [minicircuits.com](http://minicircuits.com)

Notes: 1. Performance and quality attributes and conditions not expressly stated in this specification sheet are intended to be excluded and do not form a part of this specification sheet. 2. Electrical specifications and performance data contained herein are based on Mini-Circuit's applicable established test performance criteria and measurement instructions. 3. The parts covered by this specification sheet are subject to Mini-Circuits standard limited warranty and terms and conditions (collectively, "Standard Terms"); Purchasers of this part are entitled to the rights and benefits contained therein. For a full statement of the Standard Terms and the exclusive rights and remedies thereunder, please visit Mini-Circuits' website at [www.minicircuits.com/MCLStore/terms.jsp](http://www.minicircuits.com/MCLStore/terms.jsp).

REV. F  
M127604  
ZB4PD1-2000+  
HY/CP/AM  
100617